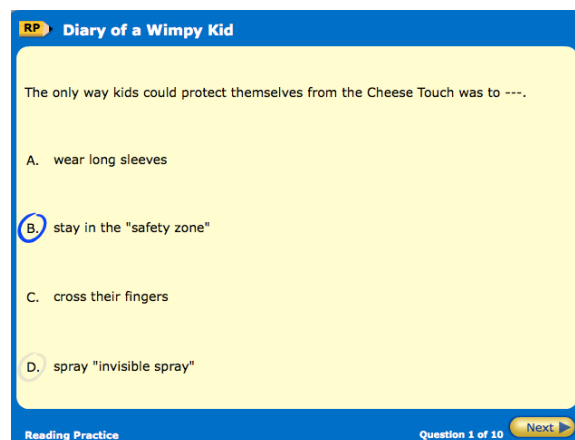


A Parent's Guide to Accelerated Reader

Your child will be participating in the Accelerated Reader (A.R.) program, which is the reading system used in Key Stage 2 (Years 3, 4, 5 & 6). The Accelerated Reader program has been found to be a very effective system for motivating children and ensuring good reading progress. This guide is designed to answer your questions about AR. If you have additional questions, please feel free to contact your child's teacher, or Mrs Bevan, who will be happy to discuss the program with you. Alternatively, you could visit the Accelerated Reader website at www.renlearn.co.uk.

What is Accelerated Reader (AR)?

AR is a computer program that will help us to manage and monitor your child's independent reading. Children choose a book at their level and read it at their own pace. When they have finished it, they take a short quiz on the computer. Passing the quiz is an indication that your child has understood what has been read. AR gives both children and teachers immediate feedback based on their quiz results.




An example of an AR quiz

How do you determine my child's reading level?

Children will take a computerised reading assessment known as a STAR test to determine their level. The test uses multiple-choice questions and adjusts to your child's responses – if an answer is correct, the next question increases in difficulty and vice versa. The whole test takes approximately 10 minutes. This test will give a recommended ZPD (Zone of Proximal Development), which indicates the level of book that your child should choose.

What is a Book Level?

Books are levelled using a nationally recognised readability formula with the level representing the difficulty of the text. The levelling criteria covers factors such as vocabulary, average word length, average sentence length, grammatical complexity etc. - not how long the book is or how many pictures it contains. Our reading books have been levelled and labelled to make it easier for the children to choose an appropriate book. You can find the book level on the first page of your child's reading book. The label also indicates the number of the quiz which is attached to the book...



What is a Zone of Proximal Development (ZPD)?

The ZPD is a numerical range of books (eg. 2.4 - 2.7) which will give your child the appropriate level of challenge. Your child will be given a ZPD range after they have taken the STAR reading test. It is important for children to read books within their ZPD, as they must be able to understand the book which they are reading. ZPD's will be adjusted based on your child's progress.

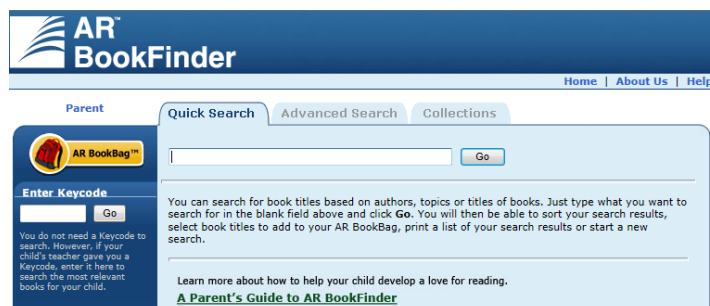
Reward Systems

As part of AR, children are set a termly 'points' target which is based on their ZPD range. Children earn these points by passing quizzes on the books that they have read. If children have achieved 50% of their target by half term then they will receive a certificate to congratulate them. Children who reach their target (100%) by the end of the term will then receive an additional certificate to celebrate their success. Children who manage to exceed their target, reaching 125% or more, will be rewarded with the chance to choose a book token or book of their choice.

As a school, expect that children read at least 3 times each week. However, AR suggest that children who read for 35 minutes each day see the greatest gains.

How will I know if a book has an AR quiz?

There are over 20,000 books; both fiction and non-fiction, with an AR reading practice quiz and many of these are available in our school. Children can also read books that they have at home or have borrowed from their local library. To find out if a book has a quiz you can visit [AR Bookfinder](#).



How does my child take a quiz?

Children have daily access to iPads to enable them to take a quiz. It is important that they take their quiz as soon as possible after they have read their book, as this will give them the best chance of passing.

How will I know how my child is doing?

You can access your child's AR information by logging on to Renaissance Home Connect using the same login and password your child uses at school. Go to [Renlearn Home Connect](#) or use the link on our school website. From here, you can view your child's progress towards targets, points earned and their virtual bookshelf of books they have read. You can even sign up to receive an email alert every time your child takes a quiz.

How can I help my child become a better reader?

As with anything, performance improves with practice. Encourage your child to read at home. Create a culture of reading in your household by reading with your child, starting a home library, visiting your local library or book shop on a regular basis, letting your child see you reading and discussing books that each of you has read. When reading with your child, stop and ask questions to be sure your child is understanding what they read. Reading with your child, no matter what their age, is an important part of developing a good reader and building a lifelong love of reading and learning.

A final note from Mrs Bevan

You may feel that your child is reading 'easier' books than they were previously. This is an intentional and important change.

We want to make sure that your child is understanding and thinking about what they are reading, rather than simply reading words on a page which make little sense to them. The more they read at their level, the more their comprehension (understanding) will improve.